



Round 1 : February 25 - 27

Phillip Island GP Circuit



bLU cRU OCEANIA JUNIOR CUP

Race 3



ASBK.COM.AU f t i y

Date: 27/02/22
 Event: R11
 Weather: Cloudy - Temp: 23.0C
 Track: Dry - Temp: 36.3C

Started at: 13:38:36
 Laps: 6
 Starters: 20
 Printed at: 16:05

PROVISIONAL CLASSIFICATION

Pos	No	Name	Machine	Laps	Race Time	Behind Leader	Behind Prev	Fastest Lap	On Lap	Top Speed
1	14	Harrison WATTS (QLD) / bLU cRU Yamaha / FIM Oceania / MA / Ricondi / Yamalube / Dunlop / Shark	Yamaha YZF-R15	4	8:56.799			2:10.438	3	152
2	13	Marcus HAMOD (NSW) / bLU cRU Yamaha / FIM Oceania / MA / Ricondi / Yamalube / Dunlop / Shark	Yamaha YZF-R15	4	8:56.866	.067	.067	2:10.992	3	150
3	34	Teerin FLEMING (VIC) / bLU cRU Yamaha / FIM Oceania / MA / Ricondi / Yamalube / Dunlop / Shark	Yamaha YZF-R15	4	8:56.913	.114	.047	2:11.207	3	150
4	41	Hudson THOMPSON (NSW) / bLU cRU Yamaha / FIM Oceania / MA / Ricondi / Yamalube / Dunlop / Shark	Yamaha YZF-R15	4	8:56.933	.134	.020	2:11.077	3	151
5	7	Sam DRANE (NSW) / bLU cRU Yamaha / FIM Oceania / MA / Ricondi / Yamalube / Dunlop / Shark	Yamaha YZF-R15	4	8:56.954	.155	.021	2:11.908	3	146
6	68	Ryan LARKIN (VIC) / bLU cRU Yamaha / FIM Oceania / MA / Ricondi / Yamalube / Dunlop / Shark	Yamaha YZF-R15	4	8:57.041	.242	.087	2:12.007	2	143
7	80	Cameron RENDE (SA) / bLU cRU Yamaha / FIM Oceania / MA / Ricondi / Yamalube / Dunlop / Shark	Yamaha YZF-R15	4	8:57.130	.331	.089	2:11.417	3	150
8	74	Bodie PAIGE (QLD) / bLU cRU Yamaha / FIM Oceania / MA / Ricondi / Yamalube / Dunlop / Shark	Yamaha YZF-R15	4	8:58.559	1.760	1.429	2:11.903	2	145
9	46	William HUNT (NSW) / bLU cRU Yamaha / FIM Oceania / MA / Ricondi / Yamalube / Dunlop / Shark	Yamaha YZF-R15	4	8:58.570	1.771	.011	2:11.840	3	151
10	72	Levi RUSSO (NSW) / bLU cRU Yamaha / FIM Oceania / MA / Ricondi / Yamalube / Dunlop / Shark	Yamaha YZF-R15	4	9:00.242	3.443	1.672	2:11.678	3	149
11	40	Hunter CORNEY (QLD) / bLU cRU Yamaha / FIM Oceania / MA / Ricondi / Yamalube / Dunlop / Shark	Yamaha YZF-R15	4	9:01.936	5.137	1.694	2:11.713	2	143
12	37	Alexander CODEY (NSW) / bLU cRU Yamaha / FIM Oceania / MA / Ricondi / Yamalube / Dunlop / Shark	Yamaha YZF-R15	4	9:03.143	6.344	1.207	2:12.674	3	150
13	88	Abbie CAMERON (WA) / bLU cRU Yamaha / FIM Oceania / MA / Ricondi / Yamalube / Dunlop / Shark	Yamaha YZF-R15	4	9:03.174	6.375	.031	2:12.412	2	146
14	71	James WEAVER (NSW) / bLU cRU Yamaha / FIM Oceania / MA / Ricondi / Yamalube / Dunlop / Shark	Yamaha YZF-R15	4	9:03.253	6.454	.079	2:11.554	2	150
15	43	John PELGRAVE (QLD) / bLU cRU Yamaha / FIM Oceania / MA / Ricondi / Yamalube / Dunlop / Shark	Yamaha YZF-R15	4	9:03.329	6.530	.076	2:11.677	3	149
16	18	Elijah ANDREW (NSW) / bLU cRU Yamaha / FIM Oceania / MA / Ricondi / Yamalube / Dunlop / Shark	Yamaha YZF-R15	3	7:01.357	16.625		2:17.202	2	141
17	27	Toby JAMES (VIC) / bLU cRU Yamaha / FIM Oceania / MA / Ricondi / Yamalube / Dunlop / Shark	Yamaha YZF-R15	3	7:01.377	16.645	.020	2:17.282	2	142
18	66	Lachlan MOODY (QLD) / bLU cRU Yamaha / FIM Oceania / MA / Ricondi / Yamalube / Dunlop / Shark	Yamaha YZF-R15	3	7:01.386	16.654	.009	2:16.948	2	137
19	99	Nixon FROST (NZ) / bLU cRU Yamaha / FIM Oceania / MA / Ricondi / Yamalube / Dunlop / Shark	Yamaha YZF-R15	3	7:01.479	16.747	.093	2:16.663	2	143
DSQ	48	Valentino KNEZOVIC (NSW) / bLU cRU Yamaha / FIM Oceania / MA / Ricondi / Yamalube / Dunlop / Shark	Yamaha YZF-R15	3	6:45.998	1.266	-15.481	2:11.923	3	149

Scott Lain
 Chief Timekeeper - Scott Lain

Tom Williams
 Race Director - Tom Williams





**Round 1 : February 25 - 27
Phillip Island GP Circuit**



bLU cRU OCEANIA JUNIOR CUP

Race 3



ASBK.COM.AU

Date: 27/02/22
Event: R11
Weather: Cloudy - Temp: 23.0C
Track: Dry - Temp: 36.3C

Started at: 13:38:36
Laps: 6
Starters: 20
Printed at: 16:05

PROVISIONAL CLASSIFICATION

Pos	No	Name	Machine	Laps	Race Time	Behind Leader	Behind Prev	Fastest Lap	On Lap	Top Speed
-----	----	------	---------	------	-----------	---------------	-------------	-------------	--------	-----------


Fastest Lap was 2:10.438 by Harrison WATTS (QLD)

Current race lap record for OJC class - 2:09.581 by Valentino KNEZOVIC (NSW) on a Yamaha YZF-R15 set on 27/02/22

*** RACE RED FLAGGED AFTER MOST COMPETITORS HAD COMPLETED 4 LAPS DUE TO CRASH AT TURN 12 OF No. 48 (V. KNEZOVIC). NO. 48 REMOVED FROM RESULTS AS CAUSE OF RED FLAG ***

The results are provisional until the end of the time limit for protests and appeals.


Chief Timekeeper - Scott Lain


Race Director - Tom Williams



www.computime.com.au
COMPUTIME RACE TIMING SYSTEMS PTY LTD





Round 1 : February 25 - 27

Phillip Island GP Circuit



bLU cRU OCEANIA JUNIOR CUP



ASBK.COM.AU f t i y

Date: 27/02/22
Event: R11
Weather: Cloudy - Temp: 23.0C
Track: Dry - Temp: 36.3C

Race 3

Started at: 13:38:36
Laps: 6
Starters: 20
Printed at: 16:05

PROVISIONAL LAP TIMES

No	Name	Lap 1	Lap 2	Lap 3	Lap 4
7	Sam DRANE (NSW)	2:20.474	2:12.061	2:11.908	2:12.511
13	Marcus HAMOD (NSW)	2:21.675	2:12.468	2:10.992	2:11.731
14	Harrison WATTS (QLD)	2:21.819	2:12.475	2:10.438	2:12.067
18	Elijah ANDREW (NSW)	2:24.921	2:17.202	2:19.234	
27	Toby JAMES (VIC)	2:24.960	2:17.282	2:19.135	
34	Teerin FLEMING (VIC)	2:21.101	2:13.077	2:11.207	2:11.528
37	Alexander CODEY (NSW)	2:23.094	2:12.992	2:12.674	2:14.383
40	Hunter CORNEY (QLD)	2:20.182	2:11.713	2:12.378	2:17.663
41	Hudson THOMPSON (NSW)	2:21.752	2:12.431	2:11.077	2:11.673
43	John PELGRAVE (QLD)	2:22.452	2:11.791	2:11.677	2:17.409
46	William HUNT (NSW)	2:21.958	2:12.225	2:11.840	2:12.547
48	Valentino KNEZOVIC (NSW)	2:21.506	2:12.569	2:11.923	
66	Lachlan MOODY (QLD)	2:26.505	2:16.948	2:17.933	
68	Ryan LARKIN (VIC)	2:20.304	2:12.007	2:12.050	2:12.680
71	James WEAVER (NSW)	2:22.769	2:11.554	2:12.304	2:16.626
72	Levi RUSSO (NSW)	2:20.988	2:12.043	2:11.678	2:15.533
74	Bodie PAIGE (QLD)	2:20.400	2:11.903	2:12.184	2:14.072
80	Cameron RENDE (SA)	2:21.156	2:11.944	2:11.417	2:12.613
88	Abbie CAMERON (WA)	2:23.645	2:12.412	2:13.290	2:13.827
99	Nixon FROST (NZ)	2:27.002	2:16.663	2:17.814	

*** RACE RED FLAGGED AFTER MOST COMPETITORS HAD COMPLETED 4 LAPS DUE TO CRASH AT TURN 12 OF No. 48 (V. KNEZOVIC). NO. 48 REMOVED FROM RESULTS AS CAUSE OF RED FLAG ***

The results are provisional until the end of the time limit for protests and appeals.

Chief Timekeeper - Scott Lain

Race Director - Tom Williams



www.computime.com.au
COMPUTIME RACE TIMING SYSTEMS PTY LTD





Round 1 : February 25 - 27

Phillip Island GP Circuit



bLU cRU OCEANIA JUNIOR CUP



ASBK.COM.AU f t i y

Date: 27/02/22
 Event: R11
 Weather: Cloudy - Temp: 23.0C
 Track: Dry - Temp: 36.3C

Race 3

Started at: 13:38:36
 Laps: 6
 Starters: 20
 Printed at: 16:05

PROVISIONAL SPLIT TIMES

Lap	Split 1	Split 2	Split 3	Split 4	Lap Time	Spd	Lap	Split 1	Split 2	Split 3	Split 4	Lap Time	Spd
7 Sam DRANE (NSW) (5th)							3	32.257	37.479	25.051	36.420	2:11.207	143
1	39.957	38.069	25.894	36.554	2:20.474	114	4	32.325	37.898	24.808	36.497	2:11.528	150
2	32.607	37.853	25.247	36.354	2:12.061	146							
3	32.117	37.955	25.311	36.525	2:11.908	141	37 Alexander CODEY (NSW) (12th)						
4	32.428	37.629	25.378	37.076	2:12.511	143	1	41.542	38.957	25.259	37.336	2:23.094	118
13 Marcus HAMOD (NSW) (2nd)							2	31.627	38.316	25.009	38.040	2:12.992	150
1	40.997	38.856	24.872	36.950	2:21.675	121	3	32.008	38.115	25.540	37.011	2:12.674	144
2	31.810	39.149	24.766	36.743	2:12.468	150	4	32.657	38.664	25.688	37.374	2:14.383	143
3	32.464	37.100	24.859	36.569	2:10.992	142	40 Hunter CORNEY (QLD) (11th)						
4	31.928	37.834	25.572	36.397	2:11.731	150	1	40.970	37.272	25.397	36.543	2:20.182	115
14 Harrison WATTS (QLD) (1st)							2	32.368	37.294	25.415	36.636	2:11.713	143
1	40.943	39.353	25.171	36.352	2:21.819	114	3	32.477	37.901	25.377	36.623	2:12.378	138
2	32.049	38.935	24.918	36.573	2:12.475	152	4	33.132	39.175	24.801	40.555	2:17.663	140
3	31.751	38.031	24.688	35.968	2:10.438	147	41 Hudson THOMPSON (NSW) (4th)						
4	32.545	37.475	25.206	36.841	2:12.067	142	1	40.849	38.634	25.152	37.117	2:21.752	115
18 Elijah ANDREW (NSW) (16th)							2	31.798	38.460	25.124	37.049	2:12.431	151
1	42.258	39.023	25.459	38.181	2:24.921	122	3	32.263	38.095	24.718	36.001	2:11.077	142
2	33.656	39.698	26.141	37.707	2:17.202	141	4	32.182	38.038	24.995	36.458	2:11.673	151
3	33.728	40.541	26.128	38.837	2:19.234	138	43 John PELGRAVE (QLD) (15th)						
4	33.827	39.158	25.864	37.707	2:16.556	137	1	41.713	38.414	25.579	36.746	2:22.452	118
27 Toby JAMES (VIC) (17th)							2	31.613	38.361	25.028	36.789	2:11.791	149
1	42.596	39.081	25.669	37.614	2:24.960	120	3	32.724	37.928	25.134	35.891	2:11.677	141
2	33.447	40.059	26.275	37.501	2:17.282	142	4	32.148	37.890	25.147	42.224	2:17.409	149
3	33.463	39.758	26.796	39.118	2:19.135	140	46 William HUNT (NSW) (9th)						
4	34.342	39.100	26.123	37.918	2:17.483	136	1	41.071	38.964	25.398	36.525	2:21.958	120
34 Teerin FLEMING (VIC) (3rd)							2	31.720	37.806	25.374	37.325	2:12.225	150
1	40.612	38.194	25.527	36.768	2:21.101	113	3	31.961	38.555	24.847	36.477	2:11.840	145
2	32.118	38.599	25.219	37.141	2:13.077	150	4	31.442	37.578	25.407	38.120	2:12.547	151

Scott Laine
 Chief Timekeeper - Scott Laine

Tom Williams
 Race Director - Tom Williams





Round 1 : February 25 - 27

Phillip Island GP Circuit



bLU cRU OCEANIA JUNIOR CUP



ASBK.COM.AU f t i y

Date: 27/02/22
 Event: R11
 Weather: Cloudy - Temp: 23.0C
 Track: Dry - Temp: 36.3C

Race 3

Started at: 13:38:36
 Laps: 6
 Starters: 20
 Printed at: 16:05

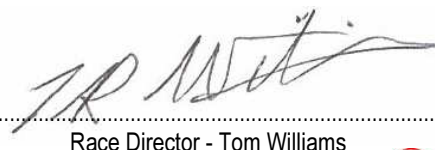
PROVISIONAL SPLIT TIMES

Lap	Split 1	Split 2	Split 3	Split 4	Lap Time	Spd	Lap	Split 1	Split 2	Split 3	Split 4	Lap Time	Spd
48 Valentino KNEZOVIC (NSW) (DSQ)							4	32.498	38.557	25.108	39.370	2:15.533	145
1	40.724	38.587	25.253	36.942	2:21.506	122							
2	31.873	38.893	24.981	36.822	2:12.569	149							
3	32.659	38.217	24.860	36.187	2:11.923	144							
66 Lachlan MOODY (QLD) (18th)							4	32.498	38.557	25.108	39.370	2:15.533	145
1	42.650	39.315	25.617	38.923	2:26.505	120							
2	33.597	39.562	25.756	38.033	2:16.948	137							
3	33.034	39.425	26.050	39.424	2:17.933	136							
4	33.921	39.630	26.238	37.733	2:17.522	134							
68 Ryan LARKIN (VIC) (6th)							4	32.498	38.557	25.108	39.370	2:15.533	145
1	40.144	38.303	25.559	36.298	2:20.304	119							
2	32.587	37.777	25.362	36.281	2:12.007	142							
3	32.212	38.173	25.103	36.562	2:12.050	139							
4	32.317	38.335	25.505	36.523	2:12.680	142							
71 James WEAVER (NSW) (14th)							4	32.498	38.557	25.108	39.370	2:15.533	145
1	41.344	39.249	25.350	36.826	2:22.769	115							
2	31.704	38.435	25.114	36.301	2:11.554	149							
3	32.788	38.068	25.094	36.354	2:12.304	144							
4	31.760	38.091	24.909	41.866	2:16.626	150							
72 Levi RUSSO (NSW) (10th)							4	32.498	38.557	25.108	39.370	2:15.533	145
1	39.908	39.082	25.223	36.775	2:20.988	113							
2	32.295	38.373	24.934	36.441	2:12.043	147							
3	31.938	38.138	25.344	36.258	2:11.678	149							
74 Bodie PAIGE (QLD) (8th)							4	32.498	38.557	25.108	39.370	2:15.533	145
1	39.880	38.288	25.559	36.673	2:20.400	115							
2	32.751	37.689	25.064	36.399	2:11.903	145							
3	32.806	37.964	25.162	36.252	2:12.184	137							
4	32.143	38.623	25.564	37.742	2:14.072	144							
80 Cameron RENDE (SA) (7th)							4	32.498	38.557	25.108	39.370	2:15.533	145
1	40.282	38.334	25.682	36.858	2:21.156	118							
2	32.093	37.865	25.203	36.783	2:11.944	148							
3	31.807	37.996	25.189	36.425	2:11.417	150							
4	32.799	38.174	25.293	36.347	2:12.613	140							
88 Abbie CAMERON (WA) (13th)							4	32.498	38.557	25.108	39.370	2:15.533	145
1	41.797	39.023	25.335	37.490	2:23.645	120							
2	31.793	37.923	25.025	37.671	2:12.412	146							
3	32.207	38.546	25.443	37.094	2:13.290	142							
4	32.165	38.675	25.853	37.134	2:13.827	145							
99 Nixon FROST (NZ) (19th)							4	32.498	38.557	25.108	39.370	2:15.533	145
1	43.259	39.749	26.061	37.933	2:27.002	121							
2	32.867	39.655	26.484	37.657	2:16.663	143							
3	32.484	40.506	26.297	38.527	2:17.814	143							
4	34.721	39.450	26.032	38.378	2:18.581	137							

*** RACE RED FLAGGED AFTER MOST COMPETITORS HAD COMPLETED 4 LAPS DUE TO CRASH AT TURN 12 OF No. 48 (V. KNEZOVIC). NO. 48 REMOVED FROM RESULTS AS CAUSE OF RED FLAG ***

The results are provisional until the end of the time limit for protests and appeals.


 Chief Timekeeper - Scott Lain


 Race Director - Tom Williams





Round 1 : February 25 - 27 Phillip Island GP Circuit



bLU cRU OCEANIA JUNIOR CUP

Race 3



ASBK.COM.AU f t i y

Date: 27/02/22
Event: R11
Weather: Cloudy - Temp: 23.0C
Track: Dry - Temp: 36.3C


Started at: 13:38:36
Laps: 6
Starters: 20
Printed at: 16:05


PROVISIONAL FASTEST LAPS SEQUENCE

Lap	Race Pos	No	Name	Machine	Fastest Lap	On Lap
1	1	40	Hunter CORNEY (QLD)	Yamaha YZF-R15	2:20.182	1
2	1	40	Hunter CORNEY (QLD)	Yamaha YZF-R15	2:11.713	2
2	14	71	James WEAVER (NSW)	Yamaha YZF-R15	2:11.554	2
3	5	80	Cameron RENDE (SA)	Yamaha YZF-R15	2:11.417	3
3	7	14	Harrison WATTS (QLD)	Yamaha YZF-R15	2:10.438	3

*** RACE RED FLAGGED AFTER MOST COMPETITORS HAD COMPLETED 4 LAPS DUE TO CRASH AT TURN 12 OF No. 48 (V. KNEZOVIC). NO. 48 REMOVED FROM RESULTS AS CAUSE OF RED FLAG ***

The results are provisional until the end of the time limit for protests and appeals.


Chief Timekeeper - Scott Lain


Race Director - Tom Williams



www.computime.com.au
COMPUTIME RACE TIMING SYSTEMS PTY LTD





Round 1 : February 25 - 27

Phillip Island GP Circuit



bLU cRU OCEANIA JUNIOR CUP



ASBK.COM.AU f t i y

Date: 27/02/22
 Event: R11
 Weather: Cloudy - Temp: 23.0C
 Track: Dry - Temp: 36.3C

Race 3

Started at: 13:38:36
 Laps: 6
 Starters: 20
 Printed at: 16:05

PROVISIONAL LAP SHEET

No	Lap Time	Gap	No	Lap Time	Gap	No	Lap Time	Gap
Lap 1			13	2:12.468	2.248	18	2:19.234	17.084
40	2:20.182		34	2:13.077	2.283	27	2:19.135	17.104
68	2:20.304	.122	46	2:12.225	2.288	66	2:17.933	17.113
74	2:20.400	.218	41	2:12.431	2.288	99	2:17.814	17.206
7	2:20.474	.292	43	2:11.791	2.348	Lap 4		
72	2:20.988	.806	14	2:12.475	2.399	14	2:12.067	
34	2:21.101	.919	71	2:11.554	2.428	13	2:11.731	.067
80	2:21.156	.974	88	2:12.412	4.162	34	2:11.528	.114
48	2:21.506	1.324	37	2:12.992	4.191	41	2:11.673	.134
13	2:21.675	1.493	18	2:17.202	10.228	7	2:12.511	.155
41	2:21.752	1.570	27	2:17.282	10.347	68	2:12.680	.242
14	2:21.819	1.637	66	2:16.948	11.558	80	2:12.613	.331
46	2:21.958	1.776	99	2:16.663	11.770	74	2:14.072	1.760
43	2:22.452	2.270	Lap 3			46	2:12.547	1.771
71	2:22.769	2.587	40	2:12.378		72	2:15.533	3.443
37	2:23.094	2.912	68	2:12.050	.088	40	2:17.663	5.137
88	2:23.645	3.463	7	2:11.908	.170	37	2:14.383	6.344
18	2:24.921	4.739	74	2:12.184	.214	88	2:13.827	6.375
27	2:24.960	4.778	80	2:11.417	.244	71	2:16.626	6.454
66	2:26.505	6.323	72	2:11.678	.436	43	2:17.409	6.530
99	2:27.002	6.820	14	2:10.438	.459			
Lap 2			13	2:10.992	.862			
40	2:11.713		41	2:11.077	.987			
74	2:11.903	.408	34	2:11.207	1.112			
68	2:12.007	.416	43	2:11.677	1.647			
7	2:12.061	.640	48	2:11.923	1.725			
72	2:12.043	1.136	46	2:11.840	1.750			
80	2:11.944	1.205	71	2:12.304	2.354			
48	2:12.569	2.180	37	2:12.674	4.487			
			88	2:13.290	5.074			

*** RACE RED FLAGGED AFTER MOST COMPETITORS HAD COMPLETED 4 LAPS DUE TO CRASH AT TURN 12 OF No. 48 (V. KNEZOVIC). NO. 48 REMOVED FROM RESULTS AS CAUSE OF RED FLAG ***

The results are provisional until the end of the time limit for protests and appeals.

Scott Lain
 Chief Timekeeper - Scott Lain

Tom Williams
 Race Director - Tom Williams



www.computime.com.au
 COMPUTIME RACE TIMING SYSTEMS PTY LTD





Round 1 : February 25 - 27

Phillip Island GP Circuit



bLU cRU OCEANIA JUNIOR CUP



ASBK.COM.AU f t i y

Date: 27/02/22
 Event: R11
 Weather: Cloudy - Temp: 23.0C
 Track: Dry - Temp: 36.3C

Race 3


Started at: 13:38:36
 Laps: 6
 Starters: 20
 Printed at: 16:05


PROVISIONAL LAP CHART

Name	Grid	1	2	3	4	Name
L. RUSSO	72	40	40	40	14	H. WATTS
T. FLEMING	34	68	74	68	13	M. HAMOD
B. PAIGE	74	74	68	7	34	T. FLEMING
S. DRANE	7	7	7	74	41	H. THOMPSON
R. LARKIN	68	72	72	80	7	S. DRANE
H. WATTS	14	34	80	72	68	R. LARKIN
H. THOMPSON	41	80	48	14	80	C. RENDE
H. CORNEY	40	48	13	13	74	B. PAIGE
C. RENDE	80	13	34	41	46	W. HUNT
J. WEAVER	71	41	46	34	72	L. RUSSO
W. HUNT	46	14	41	43	40	H. CORNEY
M. HAMOD	13	46	43	48	37	A. CODEY
A. CODEY	37	43	14	46	88	A. CAMERON
J. PELGRAVE	43	71	71	71	71	J. WEAVER
V. KNEZOVIC	48	37	88	37	43	J. PELGRAVE
A. CAMERON	88	88	37	88		
T. JAMES	27	18	18	18		E. ANDREW
N. FROST	99	27	27	27		T. JAMES
E. ANDREW	18	66	66	66		L. MOODY
L. MOODY	66	99	99	99		N. FROST

*** RACE RED FLAGGED AFTER MOST COMPETITORS HAD COMPLETED 4 LAPS DUE TO CRASH AT TURN 12 OF No. 48 (V. KNEZOVIC). NO. 48 REMOVED FROM RESULTS AS CAUSE OF RED FLAG ***

The results are provisional until the end of the time limit for protests and appeals.


 Chief Timekeeper - Scott Lain


 Race Director - Tom Williams



www.computime.com.au
 COMPUTIME RACE TIMING SYSTEMS PTY LTD





Round 1 : February 25 - 27

Phillip Island GP Circuit



bLU cRU OCEANIA JUNIOR CUP



ASBK.COM.AU f t i y

Date: 27/02/22
 Event: R11
 Weather: Cloudy - Temp: 23.0C
 Track: Dry - Temp: 36.3C

Race 3

Started at: 13:38:36
 Laps: 6
 Starters: 20
 Printed at: 16:05

PROVISIONAL BEST PARTIAL TIMES

Pos	Split 1		Split 2		Split 3		Split 4		LAP		Ideal	Fastest
	Name	Time	Name	Time	Name	Time	Name	Time	Name			
1	W. HUNT	31.442	M. HAMOD	37.100	H. WATTS	24.688	J. PELGRAVE	35.891	H. WATTS	2:09.882	2:10.438	
2	J. PELGRAVE	31.613	H. CORNEY	37.272	H. THOMPSON	24.718	H. WATTS	35.968	M. HAMOD	2:10.073	2:10.992	
3	A. CODEY	31.627	H. WATTS	37.475	V. KNEZOVIC	24.741	H. THOMPSON	36.001	W. HUNT	2:10.344	2:11.840	
4	J. WEAVER	31.704	T. FLEMING	37.479	M. HAMOD	24.766	V. KNEZOVIC	36.187	J. PELGRAVE	2:10.422	2:11.677	
5	H. WATTS	31.751	W. HUNT	37.578	H. CORNEY	24.801	B. PAIGE	36.252	H. THOMPSON	2:10.555	2:11.077	
6	A. CAMERON	31.793	S. DRANE	37.629	T. FLEMING	24.808	L. RUSSO	36.258	V. KNEZOVIC	2:10.689	2:11.923	
7	H. THOMPSON	31.798	B. PAIGE	37.689	W. HUNT	24.847	R. LARKIN	36.281	T. FLEMING	2:10.825	2:11.207	
8	C. RENDE	31.807	R. LARKIN	37.777	J. WEAVER	24.909	J. WEAVER	36.301	J. WEAVER	2:10.982	2:11.554	
9	M. HAMOD	31.810	C. RENDE	37.865	L. RUSSO	24.934	C. RENDE	36.347	H. CORNEY	2:10.984	2:11.713	
10	V. KNEZOVIC	31.873	V. KNEZOVIC	37.888	A. CODEY	25.009	S. DRANE	36.354	B. PAIGE	2:11.148	2:11.903	
11	L. RUSSO	31.938	J. PELGRAVE	37.890	A. CAMERON	25.025	M. HAMOD	36.397	C. RENDE	2:11.208	2:11.417	
12	S. DRANE	32.117	A. CAMERON	37.923	J. PELGRAVE	25.028	T. FLEMING	36.420	L. RUSSO	2:11.268	2:11.678	
13	T. FLEMING	32.118	H. THOMPSON	38.038	B. PAIGE	25.064	W. HUNT	36.477	S. DRANE	2:11.347	2:11.908	
14	B. PAIGE	32.143	J. WEAVER	38.068	R. LARKIN	25.103	H. CORNEY	36.543	R. LARKIN	2:11.373	2:12.007	
15	R. LARKIN	32.212	A. CODEY	38.115	C. RENDE	25.189	A. CODEY	37.011	A. CODEY	2:11.762	2:12.674	
16	H. CORNEY	32.368	L. RUSSO	38.138	S. DRANE	25.247	A. CAMERON	37.094	A. CAMERON	2:11.835	2:12.412	
17	N. FROST	32.484	E. ANDREW	39.023	E. ANDREW	25.459	T. JAMES	37.501	N. FROST	2:15.623	2:16.663	
18	L. MOODY	33.034	T. JAMES	39.081	L. MOODY	25.617	N. FROST	37.657	T. JAMES	2:15.698	2:17.282	
19	T. JAMES	33.447	L. MOODY	39.315	T. JAMES	25.669	E. ANDREW	37.707	E. ANDREW	2:15.845	2:17.202	
20	E. ANDREW	33.656	N. FROST	39.450	N. FROST	26.032	L. MOODY	38.033	L. MOODY	2:15.999	2:16.948	

*** RACE RED FLAGGED AFTER MOST COMPETITORS HAD COMPLETED 4 LAPS DUE TO CRASH AT TURN 12 OF No. 48 (V. KNEZOVIC). NO. 48 REMOVED FROM RESULTS AS CAUSE OF RED FLAG ***

The results are provisional until the end of the time limit for protests and appeals.

Scott Lain
 Chief Timekeeper - Scott Lain

Tom Williams
 Race Director - Tom Williams



www.computime.com.au
 COMPUTIME RACE TIMING SYSTEMS PTY LTD





Round 1 : February 25 - 27

Phillip Island GP Circuit



ASBK.COM.AU f t i y

**OCEANIA JUNIOR CUP
PROVISIONAL ROUND POINTS**

OCEANIA JUNIOR CUP

Pos	No	Name	Machine	Rnd 1 Race 1	Rnd 1 Race 2	Rnd 1 Race 3	Total
1	14	Harrison WATTS	Yamaha	18	14	25	57
2	80	Cameron RENDE	Yamaha	25	17	14	56
3	34	Teerin FLEMING	Yamaha	17	18	18	53
4	41	Hudson THOMPSON	Yamaha	20	15	17	52
5	7	Sam DRANE	Yamaha	15	20	16	51
6	13	Marcus HAMOD	Yamaha		25	20	45
7	68	Ryan LARKIN	Yamaha	12	16	15	43
8	72	Levi RUSSO	Yamaha	16	12	11	39
9	46	William HUNT	Yamaha	10	11	12	33
10	71	James WEAVER	Yamaha	14	9	7	30
11	74	Bodie PAIGE	Yamaha		13	13	26
12	43	John PELGRAVE	Yamaha	11	8	6	25
13	40	Hunter CORNEY	Yamaha	6	7	10	23
14	48	Valentino KNEZOVIC	Yamaha	13	10		23
15	37	Alexander CODEY	Yamaha	9		9	18
16	88	Abbie CAMERON	Yamaha	3	6	8	17
17	66	Lachlan MOODY	Yamaha	7	4	3	14
18	18	Elijah ANDREW	Yamaha	5	3	5	13
19	27	Toby JAMES	Yamaha	4	5	4	13
20	99	Nixon FROST	Yamaha	8	2	2	12

Scott Lain

Chief Timekeeper - Scott Lain

Tom Williams

Race Director - Tom Williams



www.computime.com.au
COMPUTIME RACE TIMING SYSTEMS PTY LTD





Round 1 : February 25 - 27

Phillip Island GP Circuit



ASBK.COM.AU f t i y

OCEANIA JUNIOR CUP

PROVISIONAL PROGRESSIVE SERIES POINTS

OCEANIA JUNIOR CUP

Pos	No	Name	Machine	Rnd 1 Race 1	Rnd 1 Race 2	Rnd 1 Race 3	Total
1	14	Harrison WATTS	Yamaha	18	14	25	57
2	80	Cameron RENDE	Yamaha	25	17	14	56
3	34	Teerin FLEMING	Yamaha	17	18	18	53
4	41	Hudson THOMPSON	Yamaha	20	15	17	52
5	7	Sam DRANE	Yamaha	15	20	16	51
6	13	Marcus HAMOD	Yamaha		25	20	45
7	68	Ryan LARKIN	Yamaha	12	16	15	43
8	72	Levi RUSSO	Yamaha	16	12	11	39
9	46	William HUNT	Yamaha	10	11	12	33
10	71	James WEAVER	Yamaha	14	9	7	30
11	74	Bodie PAIGE	Yamaha		13	13	26
12	43	John PELGRAVE	Yamaha	11	8	6	25
13	40	Hunter CORNEY	Yamaha	6	7	10	23
14	48	Valentino KNEZOVIC	Yamaha	13	10		23
15	37	Alexander CODEY	Yamaha	9		9	18
16	88	Abbie CAMERON	Yamaha	3	6	8	17
17	66	Lachlan MOODY	Yamaha	7	4	3	14
18	18	Elijah ANDREW	Yamaha	5	3	5	13
19	27	Toby JAMES	Yamaha	4	5	4	13
20	99	Nixon FROST	Yamaha	8	2	2	12

Scott Lain
 Chief Timekeeper - Scott Lain

Tom Williams
 Race Director - Tom Williams



www.computime.com.au
COMPUTIME RACE TIMING SYSTEMS PTY LTD





Round 1 : February 25 - 27

Phillip Island GP Circuit



bLU cRU OCEANIA JUNIOR CUP

Race 3



ASBK.COM.AU f t i y

Date: 27/02/22
Event: R11
Weather: Cloudy - Temp: 23.0C
Track: Dry - Temp: 36.3C

Started at: 13:38:36
Laps: 6
Starters: 20
Printed at: 16:05


PROVISIONAL RACE INFORMATION

Time	Description
13:32:36	Race Direction: Test
13:34:58	Pit exit open - closes in 1:00
13:34:58	WARM UP LAP STARTED
13:35:59	PIT EXIT CLOSED
13:38:36	Event Start
13:47:42	Red Flag
13:48:10	RED FLAG - RACE DECLARED - CRASH AT TURN 12 (No. 48)
13:48:56	Event Declared
13:53:25	Race Direction: Incident Turn 11 Under Investigation
13:54:43	Race Direction: Incident Turn 11 - No Further Action
13:55:32	No. 48 removed from results as cause of red flag

*** RACE RED FLAGGED AFTER MOST COMPETITORS HAD COMPLETED 4 LAPS DUE TO CRASH AT TURN 12 OF No. 48 (V. KNEZOVIC). NO. 48 REMOVED FROM RESULTS AS CAUSE OF RED FLAG ***

The results are provisional until the end of the time limit for protests and appeals.


.....
Chief Timekeeper - Scott Lain


.....
Race Director - Tom Williams



www.computime.com.au
COMPUTIME RACE TIMING SYSTEMS PTY LTD

